




# TURNBUCKLE Installation Instructions

Sylvan Precast Systems  
7400 SW Cherry Drive  
Portland, OR 97223-8041 USA  
PH: (800) 842-1990  
Fax: (503) 608-3939

## Installation Instructions

*For forming the recess unit in prefabricated concrete*



The Pigtail anchor shown here represents just one example of the various types of anchors available.

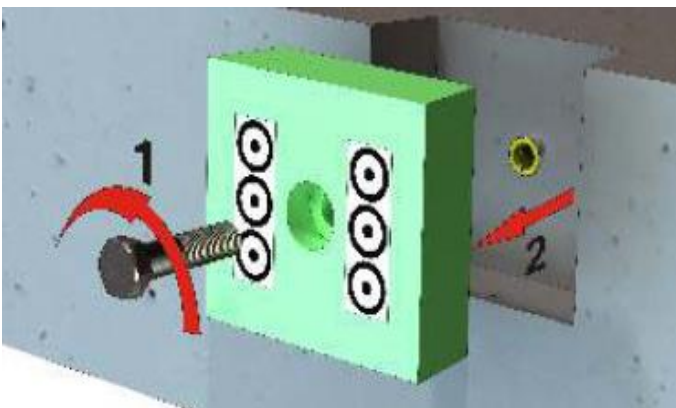
1. Join screws, recess unit and anchor together.



2. Place the recess unit in appropriate position. By marking the formwork and the recess units, the anchors can be precisely fitted with efficiency without extensive measurement.

The built-in magnets within the recess unit simplify the placement on the steel table.

Place the related anchor fittings and pour in the cement.



3. After concrete has cured, the recess units are removed leaving open recess in formwork to affix the turnbuckle in place to anchor

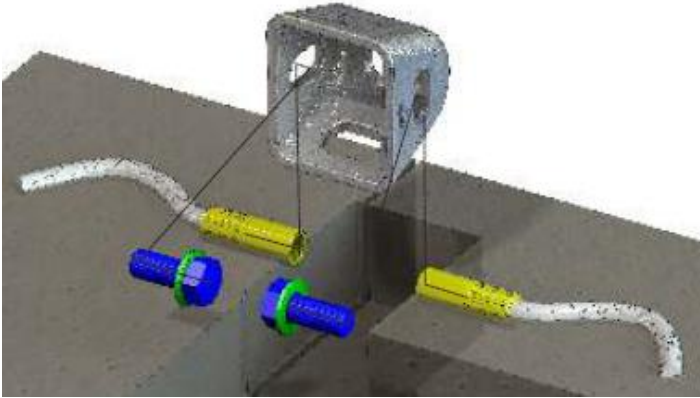


# TURNBUCKLE Installation Instructions


Sylvan Precast Systems  
7400 SW Cherry Drive  
Portland, OR 97223-8041 USA  
PH: (800) 842-1990  
Fax: (503) 608-3939

## Installation Instructions


### *Assembly of prefabricated concrete sections with Turnbuckle*



1. Align prefabricated concrete sections, insert turnbuckle into recess making sure to align anchors to turnbuckle openings.



2. The fastener connections are tightened using a ring ratchet wrench until the optimum joint width is reached.



3. When the prefabricated sections are under tension, the recesses for the tie points can be sealed with appropriate sealing materials and the external recess is ready to be filled.

#### Note:

It is essential to ensure the turnbuckle connections are tightened in parallel and crosswise to avoid any canting. To reduce the effort in terms of the amount of load during tightening, the load of the prefabricated concrete sections being assembled can be relieved by using a crane during the tightening process.

During the tightening of the screw connections, it makes sense to insert a wooden or plastic wedge between the recess and turnbuckle for optimum placement. Is using sealing products and/or materials between the prefabricated concrete sections, the sealants should be put in place prior to tensioning and tightening of the Turnbuckle